


**WHEATHEART** 




# GHR SERIES

## FEATURES

- Galvanized main tube
- Painted A-frame, steel undercarriage
- Shielded intake
- Wear Edge Technology™ to extend the life of flighting
- Oil impregnated hardwood driveshaft bearings
- Lubricated upper drive to extend the life of sprockets and drive chain

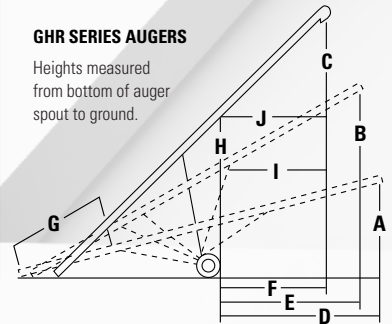
## OPTIONAL FEATURES

- Self-leveling steel intake hopper with tapered transition for efficient grain flow
- Durable poly hoppers for easy grain transfer
- Hydraulic winch with automatic brake to raise and lower the auger
- Speed reducer kit to lower auger speed when needed
- Flex spout to direct grain flow into the bin, reducing spillage
- Swivel arc kit to move the auger around circular bin set ups



## HEIGHT, REACH + WHEEL SPECIFICATIONS

8" + 10"	A	B	C	D	E	F	G	H	I	J
HEIGHT LOWERED	HEIGHT HALFWAY	HEIGHT RAISED	REACH LOWERED	REACH HALFWAY	REACH RAISED	HEIGHT AT LIFTARMS	HEIGHT AT WHEELS	REACH AT LIFTARMS	REACH TO WHEELS	
31'	7' 8"	15' 1"	21' 6"	13' 9"	12'	9' 3"	8' 10"	12' 10"	7' 8"	70"
36'	9'	17' 4"	24' 10"	16' 3"	14' 3"	11' 2"	10'	14' 4"	8' 11"	82"
41'	9' 7"	20' 2"	28' 7"	18' 8"	16' 4"	12' 8"	11' 6"	16' 4"	10' 2"	88"
46'	10' 10"	22' 7"	31' 6"	20' 11"	18' 3"	14' 3"	12' 9"	18' 1"	11' 6"	88"
51'	11' 11"	25'	35'	23' 1"	20' 2"	15' 10"	14' 2"	19' 11"	12' 10"	94"
56'	11' 5"	26'	38'	25'	21' 6"	16' 2"	16' 10"	23' 2"	13' 1"	112"
61'	11' 8"	28' 4"	41'	27' 4"	24' 4"	19'	17' 2"	24' 3"	16' 2"	112"
71'	12' 10"	33'	47'	31' 8"	28' 1"	22' 6"	19' 8"	27' 6"	18' 5"	118"
13"										
31'	7' 7"	13' 9"	19' 3"	13'	11' 9"	9' 8"	9'	12' 5"	8'	112"
36'	7' 10"	15' 4"	22' 1"	15'	14' 2"	12' 11"	9' 6"	12' 10"	11' 1"	112"
41'	10'	19' 9"	28' 3"	16' 5"	14' 5"	11' 3"	—	—	—	94"
51'	10' 9"	21' 10"	35' 5"	22' 4"	20' 2"	15' 3"	—	—	—	112"
61'	11' 7"	25' 8"	41' 1"	27' 5"	24' 10"	20'	—	—	—	118"
71'	12' 11"	30' 10"	47'	32' 3"	29' 5"	23' 1"	—	—	—	124"



### GHR SERIES AUGERS

Heights measured from bottom of auger spout to ground.

## HORSEPOWER REQUIREMENTS

	8"				10"				13"			
	PTO HP	PTO kW	ELEC. HP	PTO kW	GAS HP	GAS kW	ELEC. HP	ELEC. kW	PTO HP	PTO kW	ELEC. HP	ELEC. kW
31'	16	11.77	5	3.68	30	22.07	7.5-10	5.52-7.36	40		20	
36'	16	11.77	5-7.5	3.68-5.52	—	—	—	—	40-50		20-25	
41'	16	11.77	5-7.5	3.68-5.52	40	29.42	10-15	7.36-11.03	50	44.13	25	14.71
46'	18	13.24	7.5	5.52	—	—	—	—	—	—	—	—
51'	18	13.24	7.5	5.52	45	33.1	15-20	11.03-14.71	70	51.49	NA	NA
56'	30	22.07	10	7.36	—	—	—	—	—	—	—	—
61'	35	25.74	10	7.36	55	40.45	20	14.71	80	58.84	NA	NA
71'	45	33.1	15	11.03	60	44.13	20-25	14.71-18.39	90	66.19	NA	NA



**SAFETY FIRST**

Wheatheart augers are designed with operator safety in mind. For more information on how to safely operate your Wheatheart auger, please refer to the product manual or visit [wheatheart.com](http://wheatheart.com).

Wheatheart is an Ag Growth International brand.

Ag Growth International (AGI) is a leading manufacturer of grain and fertilizer handling, storage and conditioning equipment. Our brands are amongst the most recognized in the industry. The AGI product catalog includes portable handling equipment (augers, belt conveyors, grain vacs), permanent handling systems (bucket elevators, enclosed belt conveyors, chain conveyors, structural) and storage systems (aeration, drying, bins/silos) that service the grain, fuel and fertilizer sectors for on-farm and commercial operations.

# WHEATHEART

Box 39, 74 Main Street, Rosenort, Manitoba, Canada R0G 1W0  
866.467.7207 | [wheatheart.com](http://wheatheart.com)

1016-1150

